

# **ANIMALS TO THE RESCUE!**



## **TEACHING KIDS ABOUT HIV AND AIDS**

An activity book for children in grades 1-3

New York State Department of Health


This booklet is designed to provide children in grades 1 through 3 with basic information about HIV and AIDS in an entertaining format. The booklet begins with an introductory story, *Animals to the Rescue! Teaching Kids About HIV and AIDS*. It contains all the information children will need to complete the activities that follow. Instructors, parents, and caregivers are encouraged to read and review the story with children. Students can then complete the activities on their own or with help.

For more information on HIV/AIDS instruction, visit the New York State Education Department website at: [www.emsc.nysed.gov/sss/HIV](http://www.emsc.nysed.gov/sss/HIV). For more information on HIV/AIDS, visit the New York State Department of Health website at: [www.health.state.ny.us/diseases/aids/index.htm](http://www.health.state.ny.us/diseases/aids/index.htm).



# ANIMALS TO THE RESCUE!

## TEACHING KIDS ABOUT HIV AND AIDS



How do you get AIDS?



AIDS comes from a virus called HIV. A virus is a germ that gets into your blood. But HIV is very hard to get — it has to get into your blood from someone else's blood.



Do not touch anyone's blood,

If someone is bleeding, tell a grown-up right away.



Can you get AIDS from sharing your lunch or your milk?



No way! You can't "catch" AIDS like you "catch" a cold or the flu. And you can't get AIDS from hugging or kissing.



Even if you use a water fountain or a bathroom right after someone with AIDS uses it, you won't get the disease.



What do people with AIDS look like?



You can't tell that people have AIDS just by looking at them.



Treat them the way you want to be treated—just like anyone else.



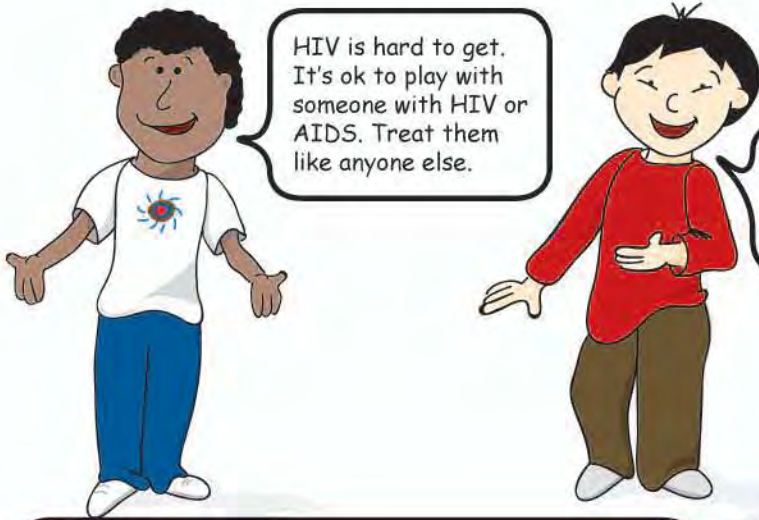


Ok, kids, time for Dr. Zoolittle to tell you all about the animals—




First we have something to tell YOU about HIV and AIDS. It comes from a virus that gets into your blood.

You can't "catch" AIDS like you catch a cold by touching someone or being close to someone with AIDS.



HIV is hard to get. It's ok to play with someone with HIV or AIDS. Treat them like anyone else.

Make healthy choices and take care of yourself.



These kids are smarter than Professor Owl! They taught themselves all about HIV and AIDS. They deserve a special treat.




Now that you know about HIV and AIDS, we're all done with our afternoon lesson. Why don't we stay here at the animal hospital for the whole day?

YEA!!



# HIDDEN MESSAGE!

Meet each of the characters from the Franklin Wild Animal Hospital and color in the letters with dots. Write down the letters in the order they appear to show a hidden message from the animals!



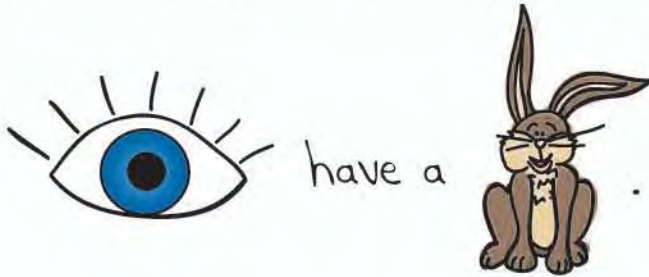
Hidden Message \_\_\_\_\_

**LEARN ABOUT HIV AND AIDS.**

# PICTURE IT!

The animals of the Franklin Wild Animal Hospital like to find fun ways to teach kids about staying healthy. Sound out the pictures and words below that the animals have put together. A sample is here to help you get started.

Example



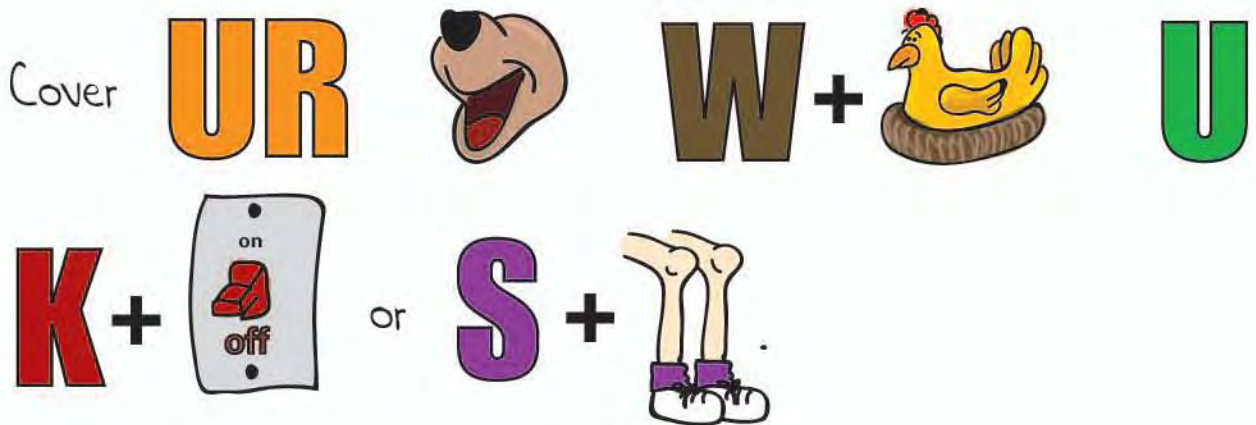
I have a rabbit.

---

1.



2.



3.



+

**N'T**

**T**

+



**N**

+



+

**1S**

blood.

4.

**U**



+

**'T**

get AIDS by



some

+

**1**.

5



+

**N'T**



scared of



+

**PLE**

with AIDS.

# LIVING HEALTHY!

Making healthy choices is important. In the park below, people are making healthy and safe choices. See how many you can find and circle them.



# ANSWERS:

## Hidden Message! (pages 6–7)

**STAY HEALTHY. Learn about HIV and AIDS.**

## Picture It! (pages 8–9)

1. Wash your hands before you eat.
2. Cover your mouth when you cough or sneeze.
3. Don't touch anyone's blood.
4. You can't get AIDS by hugging someone.
5. Don't be scared of people with AIDS.

## Living Healthy! (pages 10–11)

There were 9 healthy and safe choices.

